

Transplantes Realizados | evolução 2001 - 2019

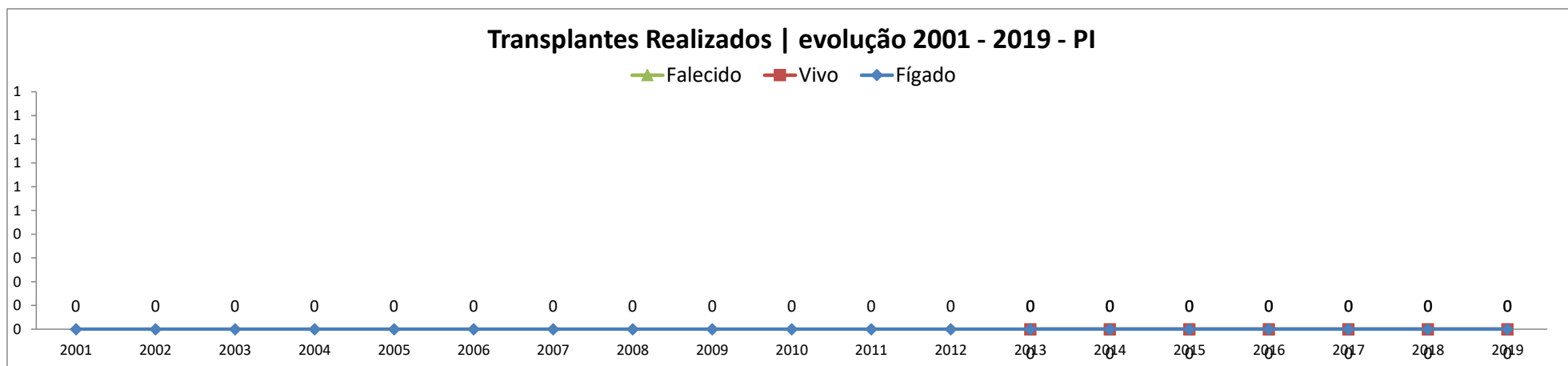
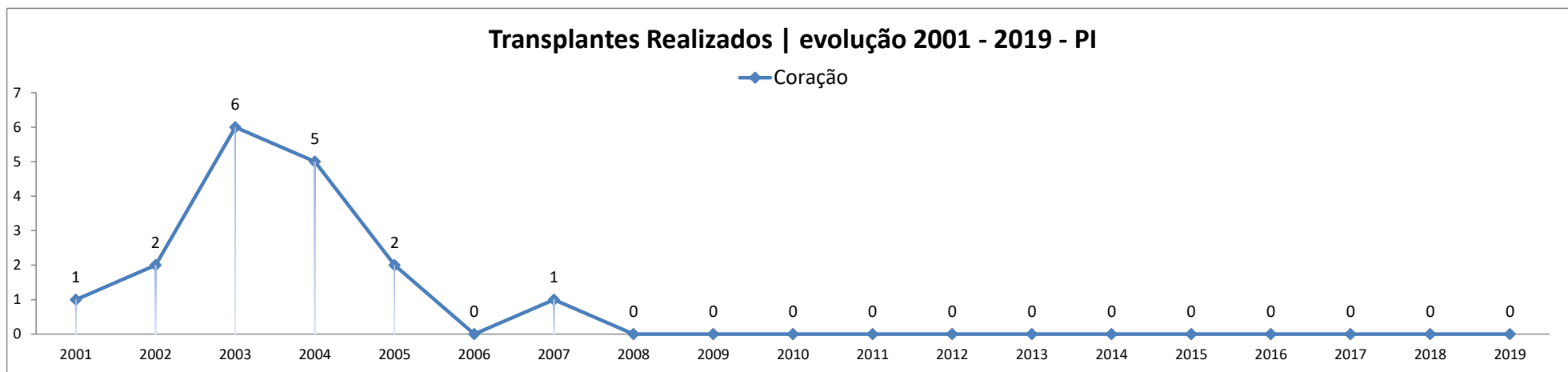
-

PI

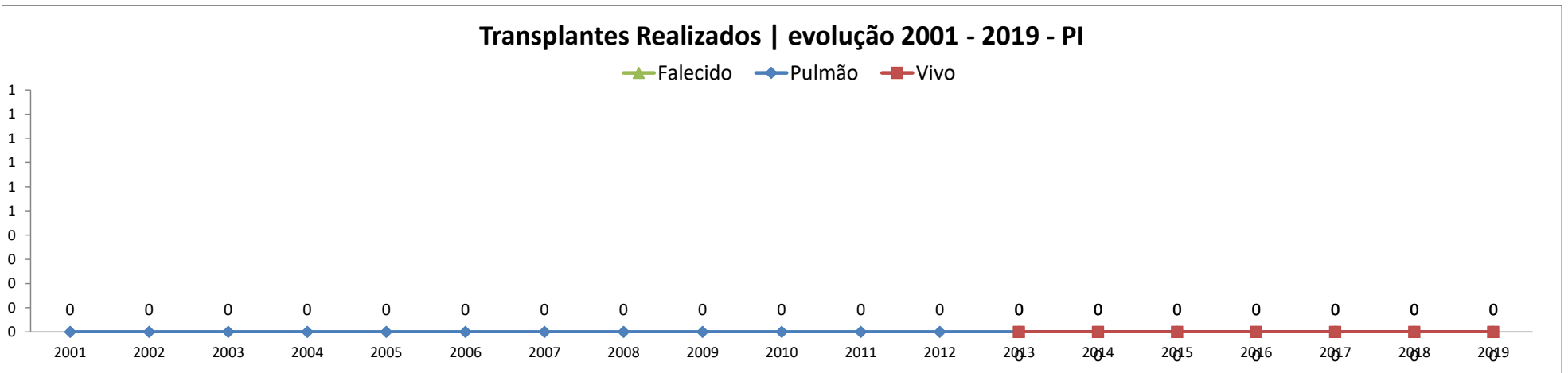
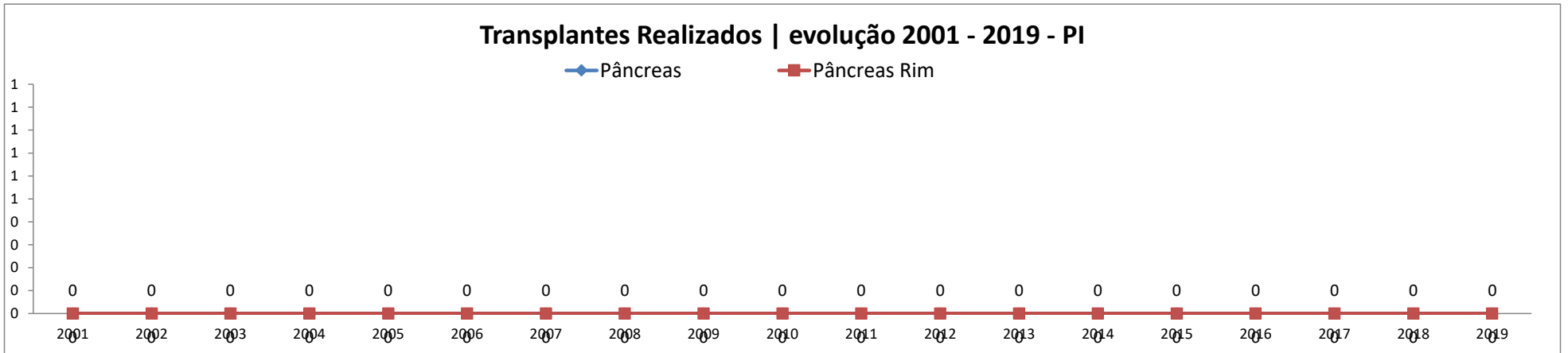
PI	2001	2002	2003	2004	2005	2006	2007	2008	2009	2010	2011	2012	2013	2014	2015	2016	2017	2018	2019
Coração	1	2	6	5	2	0	1	0	0	0	0	0	0	0	0	0	0	0	0
Fígado	0	0	0	0	0	0	0	0	0	0	0	0	0	0	0	0	0	0	0
Vivo													0	0	0	0	0	0	0
Falecido													0	0	0	0	0	0	0
Pâncreas	0	0	0	0	0	0	0	0	0	0	0	0	0	0	0	0	0	0	0
Pulmão	0	0	0	0	0	0	0	0	0	0	0	0	0	0	0	0	0	0	0
Vivo													0	0	0	0	0	0	0
Falecido													0	0	0	0	0	0	0
Rim	36	52	46	45	45	36	29	30	31	42	36	39	42	35	27	18	30	18	18
Vivo													11	13	3	4	7	8	14
Falecido													31	22	24	14	23	10	4
Pâncreas Rim	0	0	0	0	0	0	0	0	0	0	0	0	0	0	0	0	0	0	0
Intestino Isolado												0	0	0	0	0	0	0	0
Multivisceral												0	0	0	0	0	0	0	0
Total Órgãos	37	54	52	50	47	36	30	30	31	42	36	39	42	35	27	18	30	18	18
Córnea	25	46	39	44	61	39	46	37	126	160	170	167	199	184	183	139	160	140	121
Medula Óssea	0	0	0	0	0	0	0	0	0	0	0	0	0	0	0	0	0	0	0
Autólogo													0	0	0	0	0	0	0
Aparentado													0	0	0	0	0	0	0
NAP													0	0	0	0	0	0	0
Total Geral	62	100	91	94	108	75	76	67	157	202	206	206	241	219	210	157	190	158	139

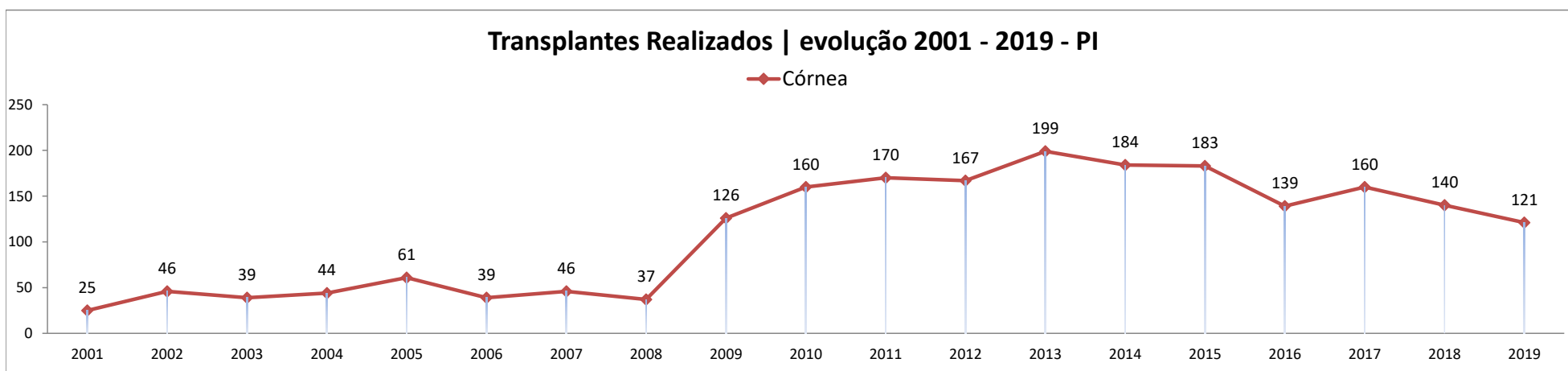
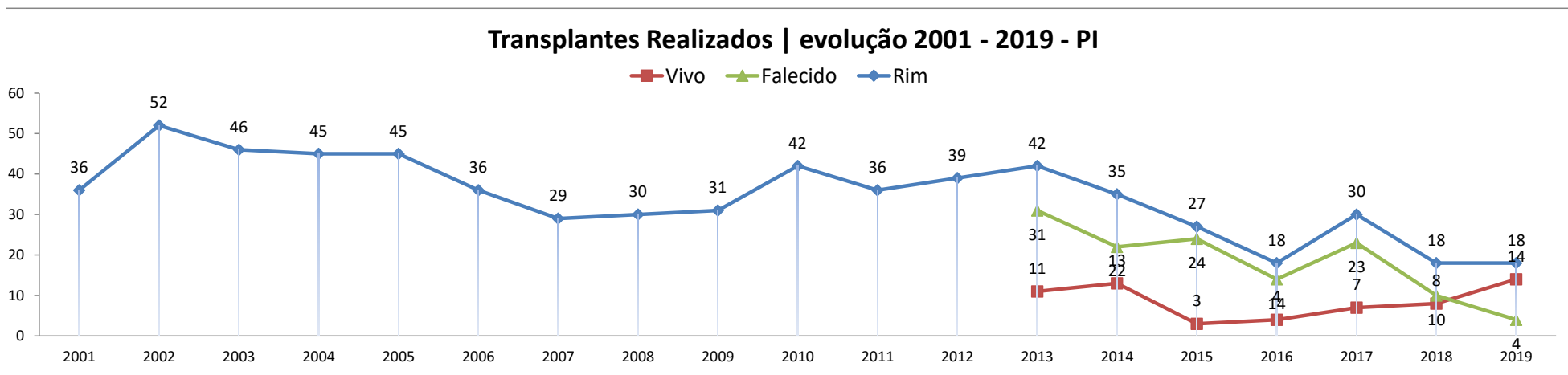
Fontes dos Dados: Sistema Informatizado do Ministério da Saúde - SNT/ CETs - Centrais Estaduais de Transplantes/ INCA/ TabWin

Dados sujeitos a alterações com base no envio ou correção futura de dados.

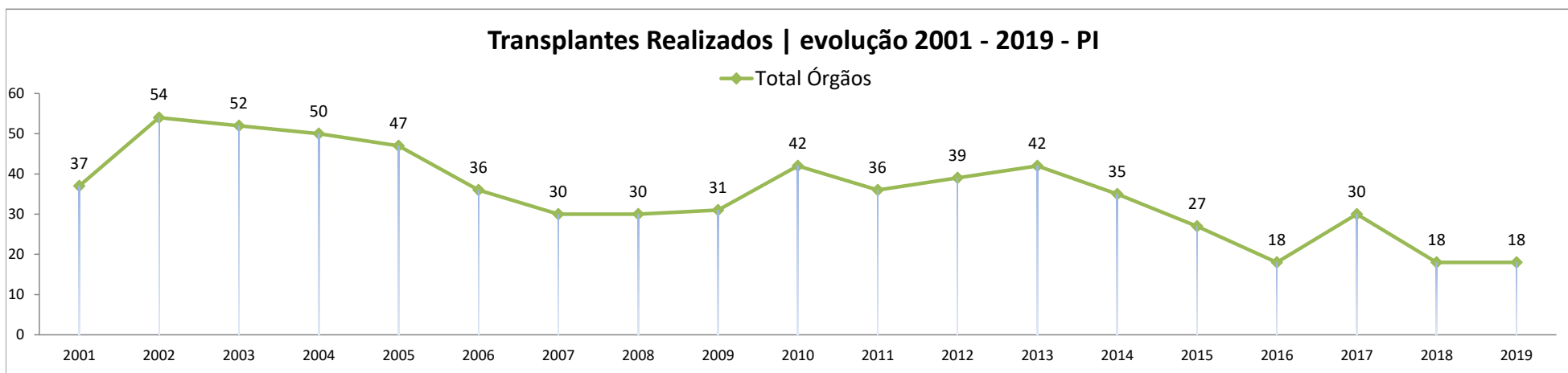
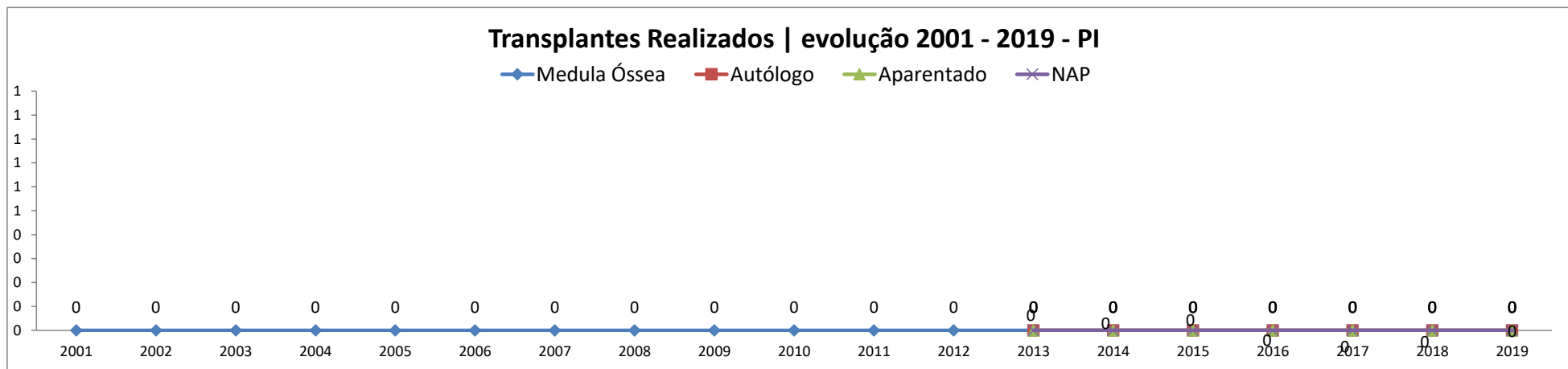


Fontes dos Dados: Sistema Informatizado do Ministério da Saúde - SNT/ CETs - Centrais Estaduais de Transplantes/ INCA/ TabWin





Fontes dos Dados: Sistema Informatizado do Ministério da Saúde - SNT/ CETs - Centrais Estaduais de Transplantes/ INCA/ TabWin



Órgãos Sólidos: coração, fígado, rim, pulmão, pâncreas e pâncreas rim.

Fontes dos Dados: Sistema Informatizado do Ministério da Saúde - SNT/ CETs - Centrais Estaduais de Transplantes/ INCA/ TabWin