

Transplantes Realizados | evolução 2001 a 2019 -

Coração

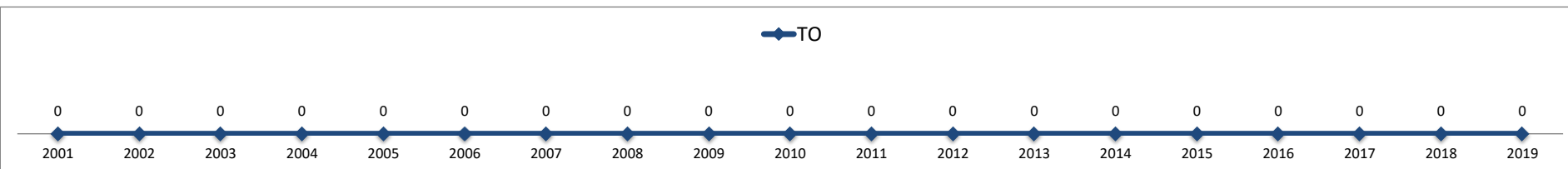
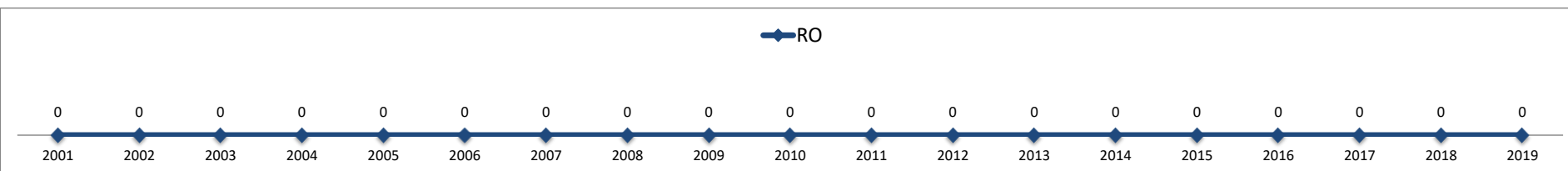
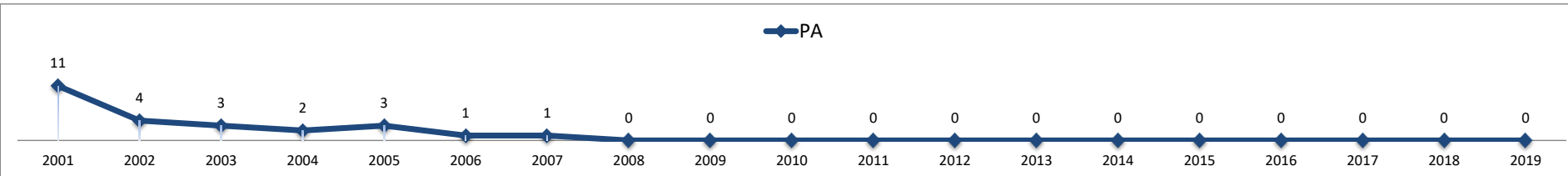
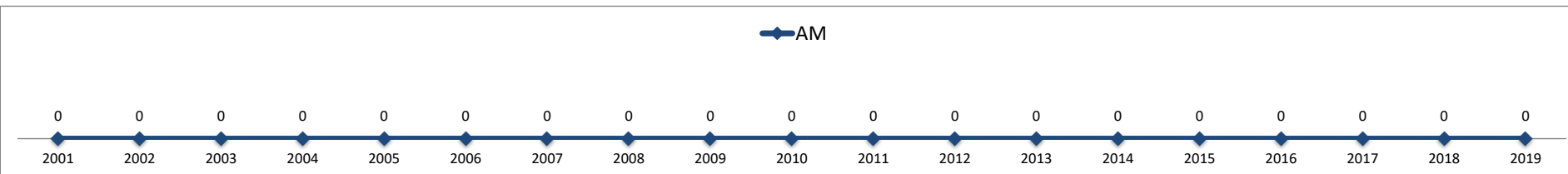
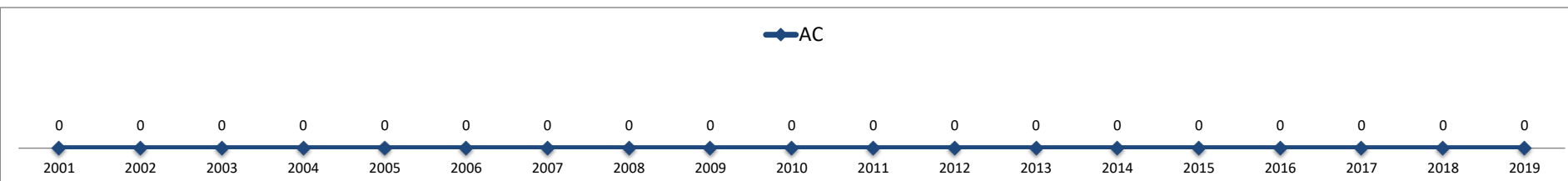
UF	2001	2002	2003	2004	2005	2006	2007	2008	2009	2010	2011	2012	2013	2014	2015	2016	2017	2018	2019
AC	0	0	0	0	0	0	0	0	0	0	0	0	0	0	0	0	0	0	0
AL	3	3	1	2	5	0	0	2	1	2	0	0	0	3	2	2	6	4	5
AM	0	0	0	0	0	0	0	0	0	0	0	0	0	0	0	0	0	0	0
AP	0	0	0	0	0	0	0	0	0	0	0	0	0	0	0	0	0	0	0
BA	0	0	0	0	0	0	0	2	3	0	0	0	0	0	1	0	0	2	0
CE	8	8	19	23	17	16	21	31	25	13	24	28	30	21	24	32	27	31	25
DF	0	0	0	0	0	0	1	2	7	2	9	18	28	20	30	43	37	34	29
ES	0	0	1	0	1	0	0	4	1	8	3	7	3	7	1	8	10	10	11
GO	5	1	2	5	3	2	0	0	2	1	0	0	0	0	4	1	0	0	
MA	0	0	0	0	0	0	0	0	0	0	0	0	0	0	0	0	0	0	0
MG	6	9	17	24	2	14	17	26	19	23	12	30	27	39	39	35	36	50	59
MS	4	0	1	0	1	0	0	0	0	0	0	0	3	0	0	0	0	0	0
MT	0	1	0	0	0	0	0	0	0	0	0	0	0	0	0	0	0	0	0
PA	11	4	3	2	3	1	1	0	0	0	0	0	0	0	0	0	0	0	0
PB	0	0	0	0	3	1	0	0	1	0	0	0	0	0	0	0	0	0	2
PE	6	9	12	8	6	8	10	6	8	7	8	18	27	25	46	38	54	42	52
PI	1	2	6	5	2	0	1	0	0	0	0	0	0	0	0	0	0	0	0
PR	15	14	8	20	29	26	42	35	23	20	18	26	23	32	38	27	39	19	20
RJ	2	2	5	2	1	2	4	6	8	6	5	11	10	12	11	9	12	23	23
RN	0	0	0	1	3	4	2	1	1	3	0	0	0	2	0	0	0	0	0
RO	0	0	0	0	0	0	0	0	0	0	0	0	0	0	0	0	0	0	0
RR	0	0	0	0	0	0	0	0	0	0	0	0	0	0	0	0	0	0	0
RS	15	21	10	3	11	13	9	14	9	5	11	11	12	9	17	25	23	26	26
SC	3	3	1	1	2	7	3	2	1	0	0	0	4	4	2	8	4	8	8
SE	1	0	0	0	0	1	0	0	0	0	0	0	0	0	0	1	0	0	0
SP	63	72	95	104	92	60	48	74	92	77	69	78	101	135	141	126	130	109	123
TO	0	0	0	0	0	0	0	0	0	0	0	0	0	0	0	0	0	0	0
Brasil	143	149	181	200	181	155	159	205	201	167	159	227	268	309	352	357	380	358	383
Centro Oeste	9	2	3	5	4	2	1	2	9	3	9	18	31	20	30	47	38	34	29
Norte	11	4	3	2	3	1	1	0	0	0	0	0	0	0	0	0	0	0	0
Nordeste	19	22	38	39	36	30	34	42	39	25	32	46	57	51	73	72	88	79	84
Sul	33	38	19	24	42	46	54	51	33	25	29	37	39	45	57	60	66	53	54
Sudeste	71	83	118	130	96	76	69	110	120	114	89	126	141	193	192	178	188	192	216

Fontes dos Dados: CETs - Centrais Estaduais de Transplantes/ INCA/ TabWin

Dados sujeitos a alterações com base no envio ou correção futura de dados.

Transplantes Realizados | evolução 2001 a 2019 -

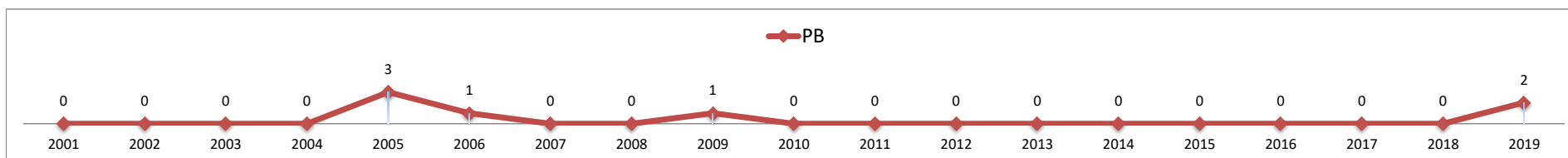
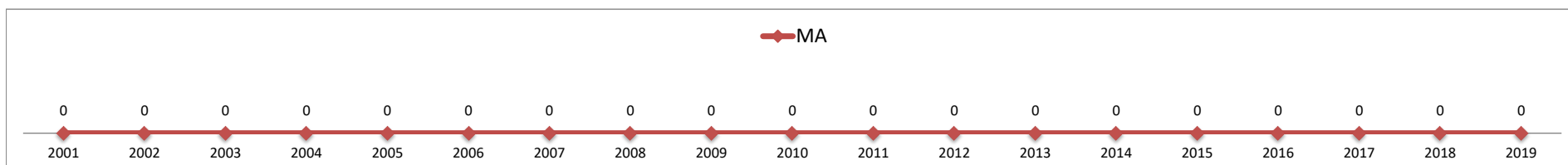
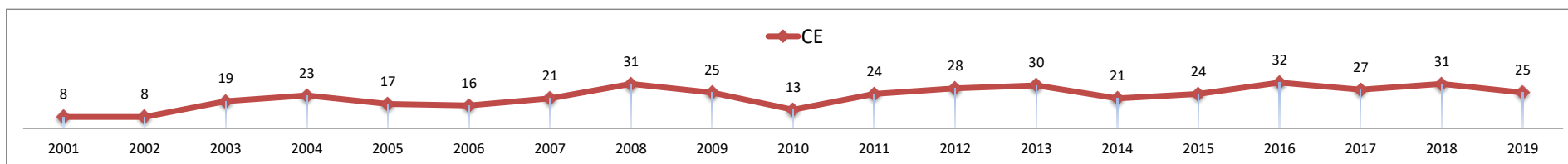
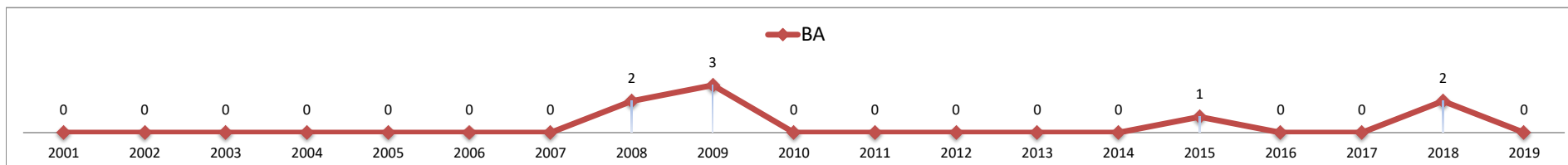
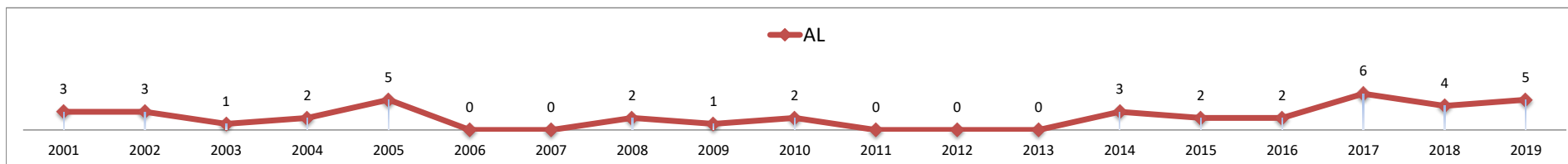
Coração



Fontes dos Dados: CETs - Centrais Estaduais de Transplantes/ INCA/ TabWin
 Dados sujeitos a alterações com base no envio ou correção futura de dados.

Transplantes Realizados | evolução 2001 a 2019 -

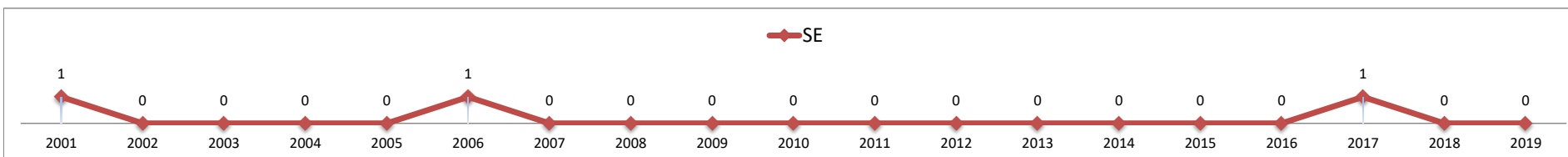
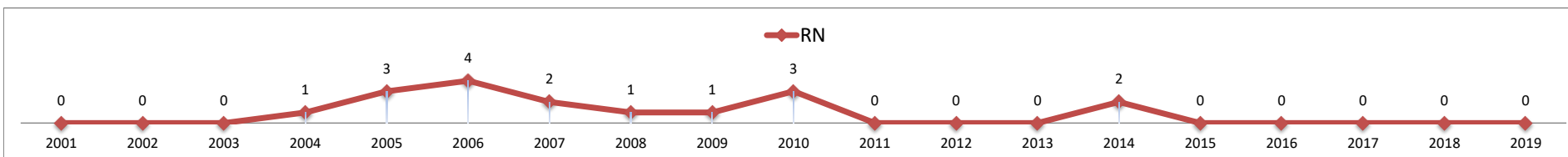
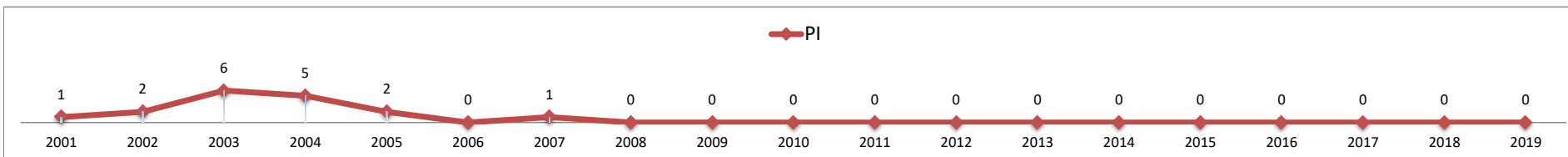
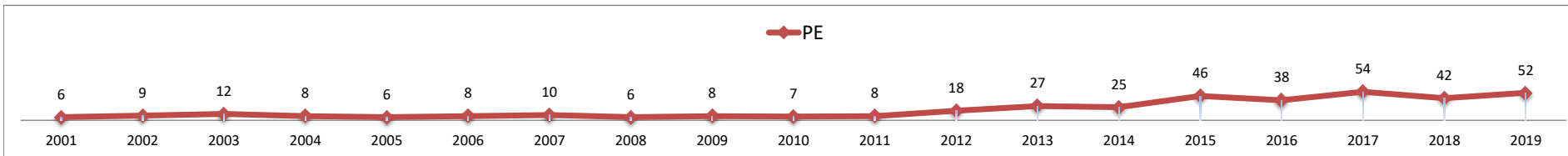
Coração



Fontes dos Dados: CETs - Centrais Estaduais de Transplantes/ INCA/ TabWin
 Dados sujeitos a alterações com base no envio ou correção futura de dados.

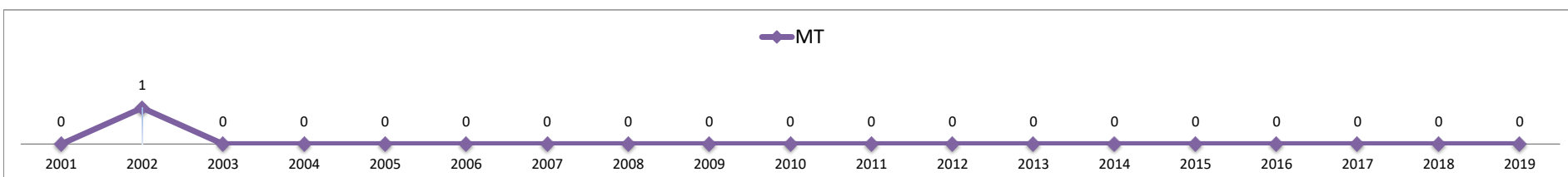
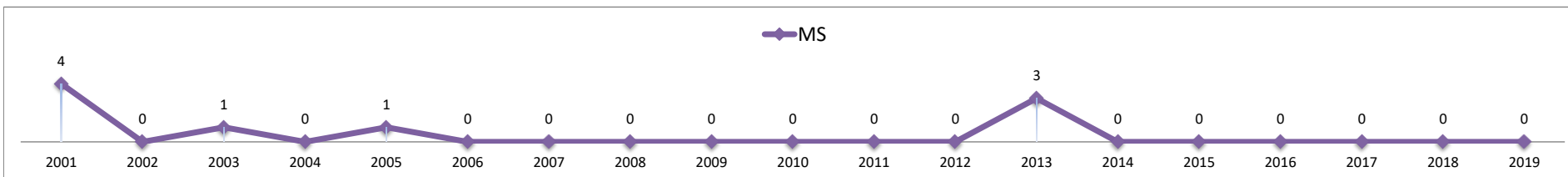
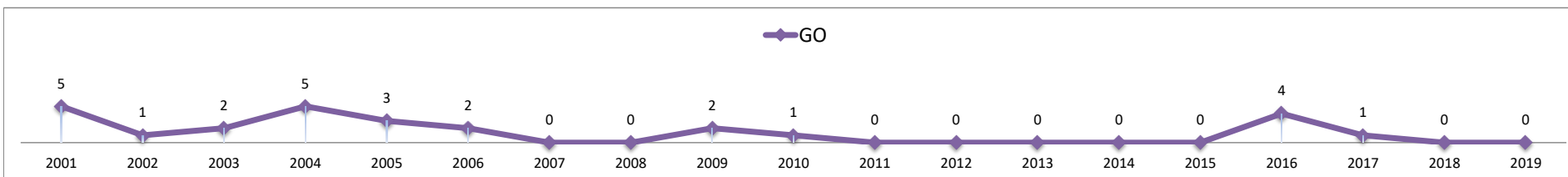
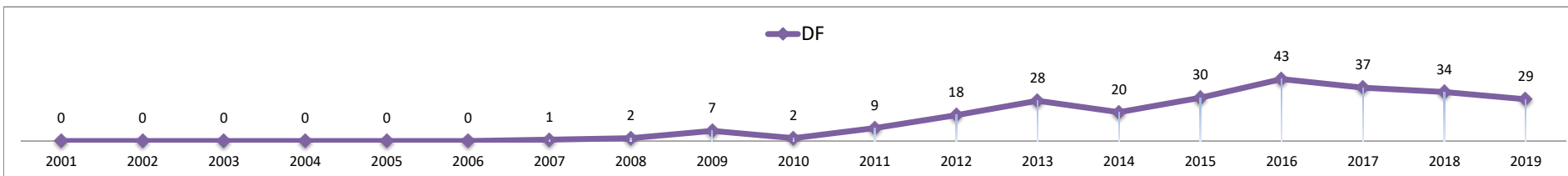
Transplantes Realizados | evolução 2001 a 2019 -

Coração



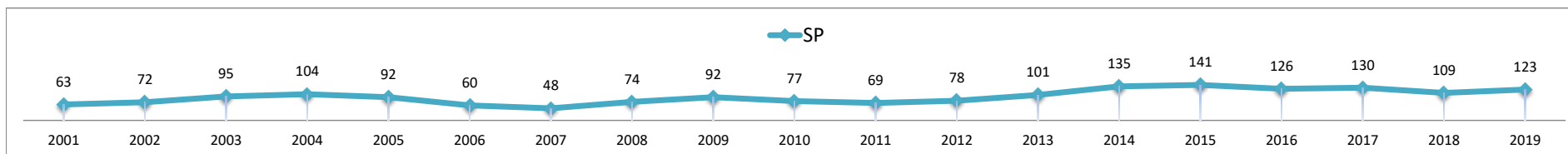
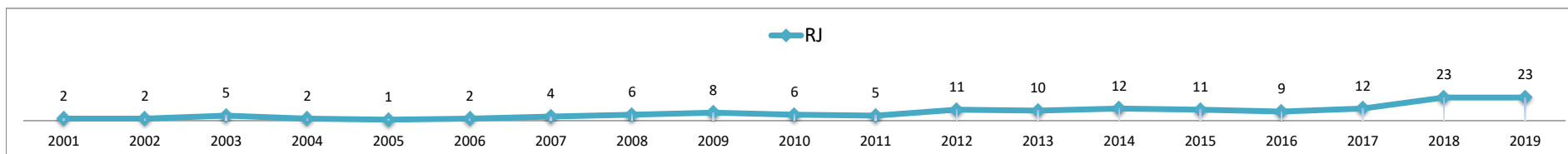
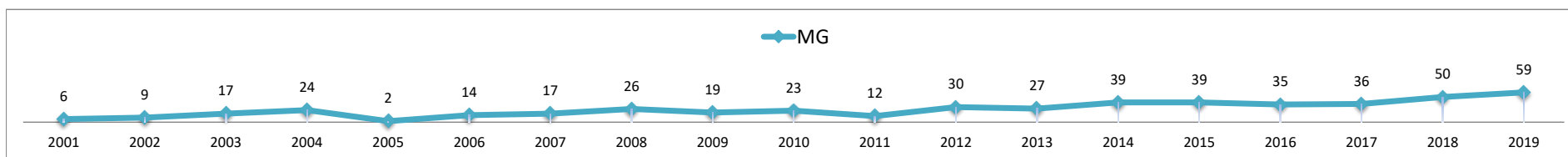
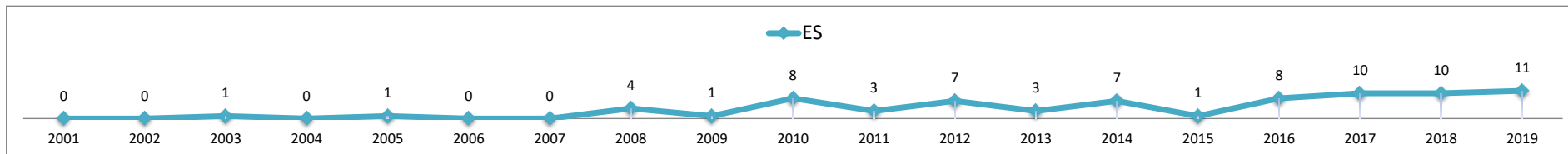
Transplantes Realizados | evolução 2001 a 2019 -

Coração



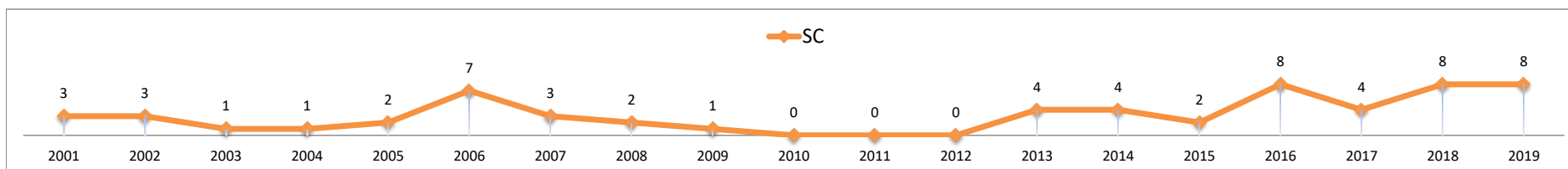
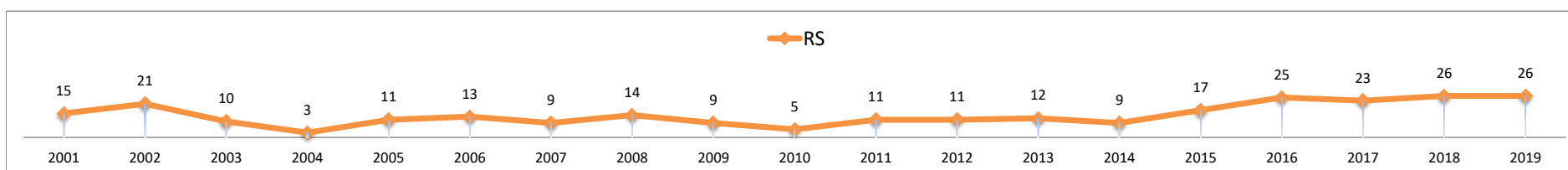
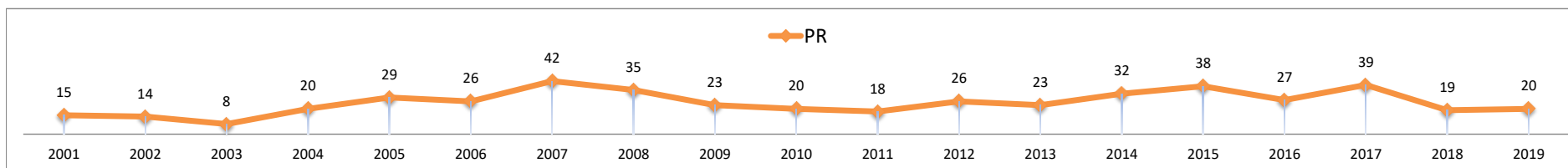
Transplantes Realizados | evolução 2001 a 2019 -

Coração



Transplantes Realizados | evolução 2001 a 2019 -

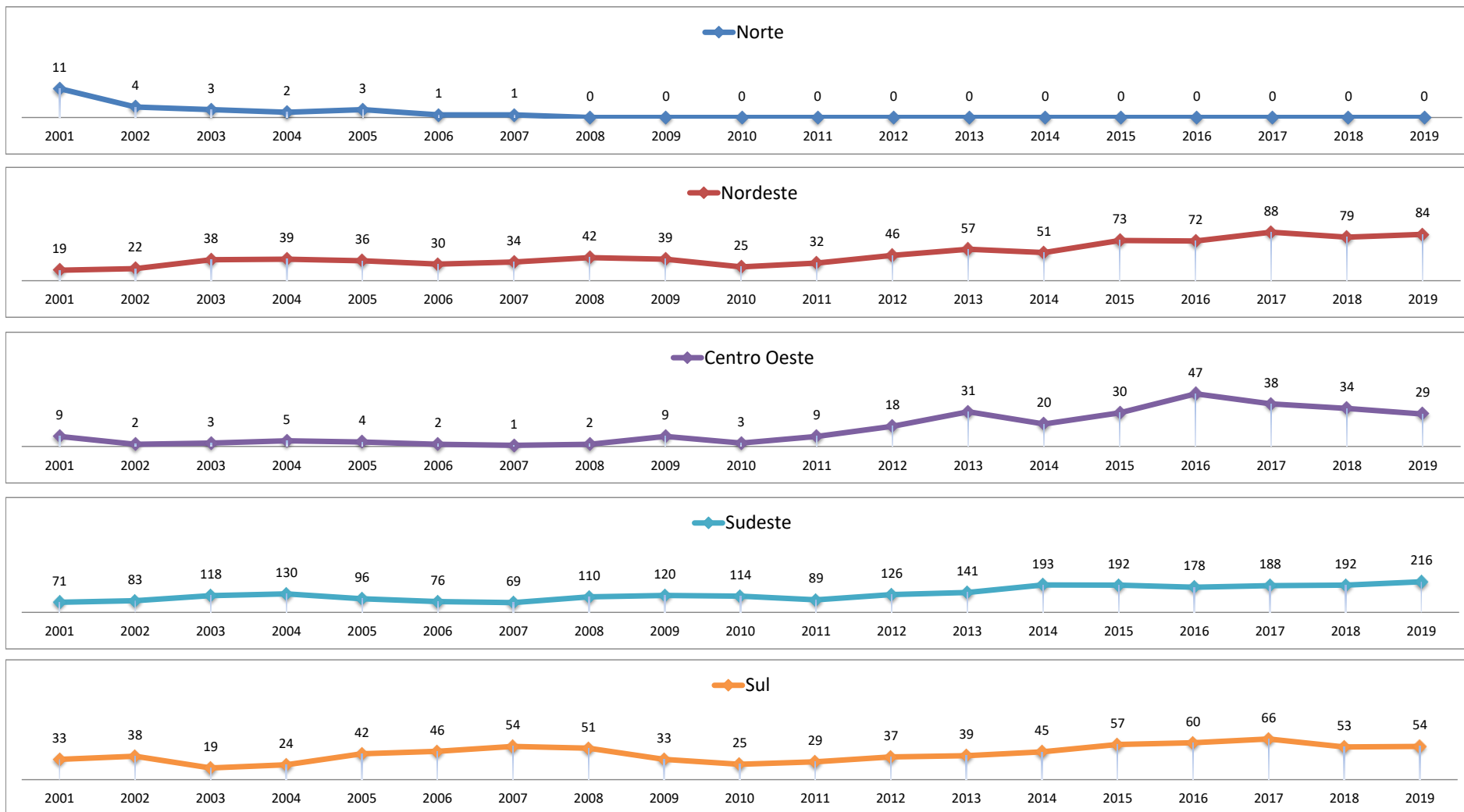
Coração



Fontes dos Dados: CETs - Centrais Estaduais de Transplantes/ INCA/ TabWin
 Dados sujeitos a alterações com base no envio ou correção futura de dados.

Transplantes Realizados | evolução 2001 a 2019 -

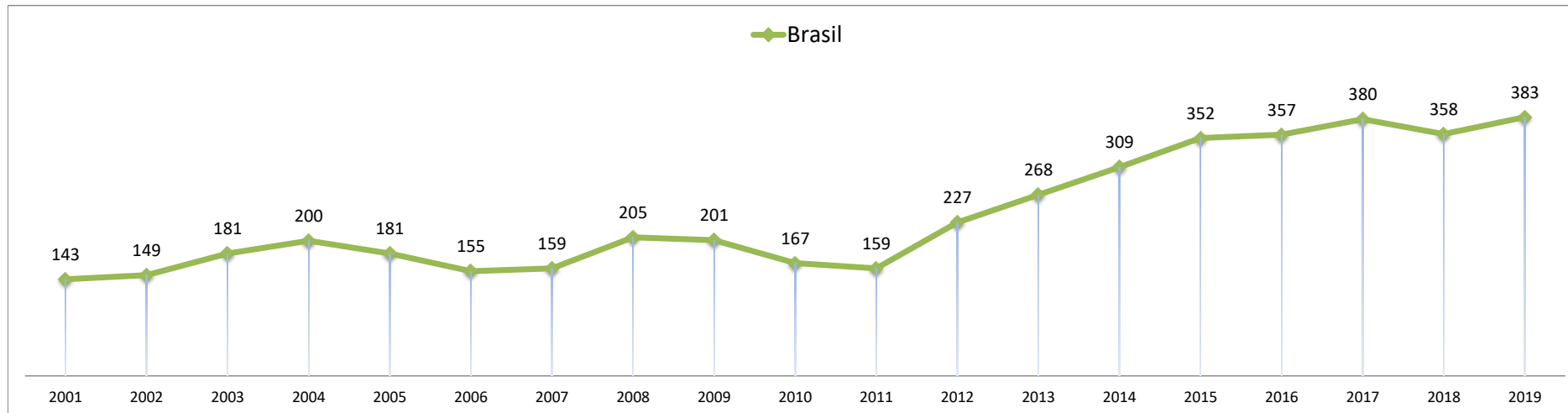
Coração



Fontes dos Dados: CETs - Centrais Estaduais de Transplantes/ INCA/ TabWin
 Dados sujeitos a alterações com base no envio ou correção futura de dados.

Transplantes Realizados | evolução 2001 a 2019 -

Coração



Fontes dos Dados: CETs - Centrais Estaduais de Transplantes/ INCA/ TabWin
Dados sujeitos a alterações com base no envio ou correção futura de dados.