

Transplantes Realizados | evolução 2001 a 2019 -

Pâncreas Rim

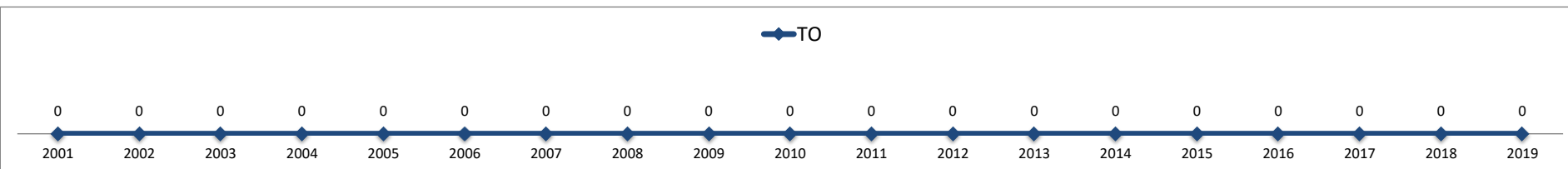
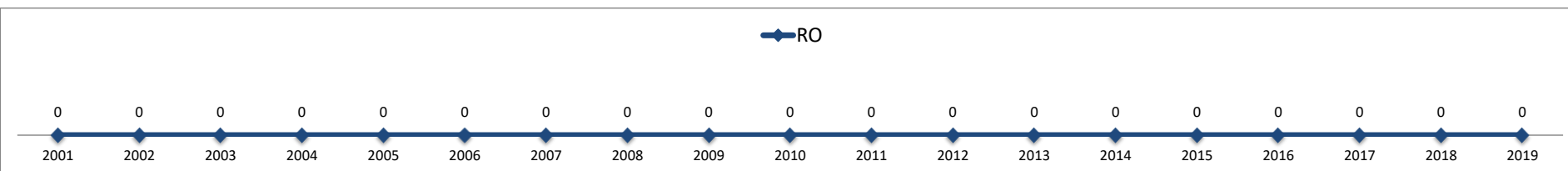
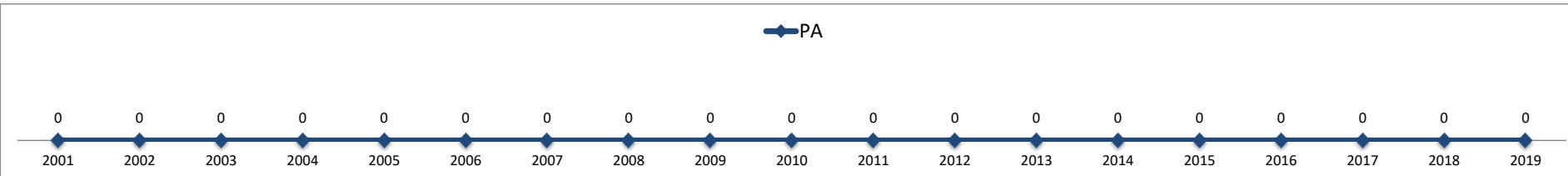
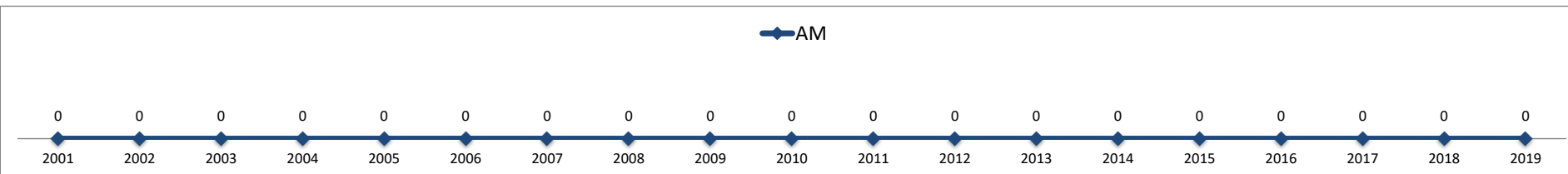
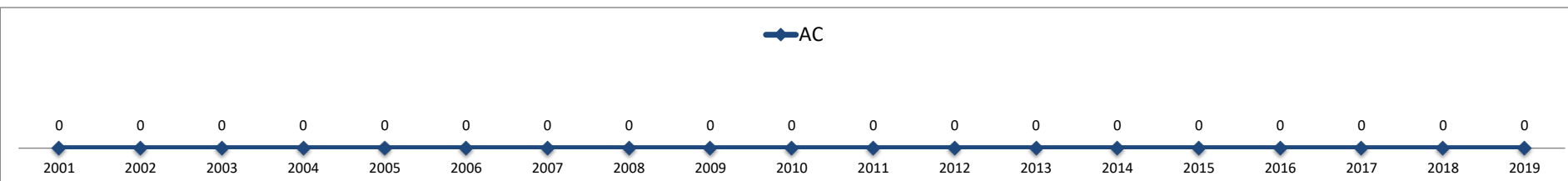
UF	2001	2002	2003	2004	2005	2006	2007	2008	2009	2010	2011	2012	2013	2014	2015	2016	2017	2018	2019
AC	0	0	0	0	0	0	0	0	0	0	0	0	0	0	0	0	0	0	0
AL	0	0	0	0	0	0	0	0	0	0	0	0	0	0	0	0	0	0	0
AM	0	0	0	0	0	0	0	0	0	0	0	0	0	0	0	0	0	0	0
AP	0	0	0	0	0	0	0	0	0	0	0	0	0	0	0	0	0	0	0
BA	0	0	0	0	0	0	0	0	0	0	0	0	0	0	0	0	0	0	0
CE	0	0	0	0	0	0	0	0	1	6	9	10	10	5	7	0	1	3	4
DF	1	0	0	0	0	0	0	0	0	0	0	0	0	0	0	0	0	0	0
ES	0	0	0	0	0	4	0	0	0	0	0	0	0	0	0	0	0	0	0
GO	0	0	0	0	0	0	0	0	0	0	0	6	2	3	2	0	0	0	0
MA	0	0	0	0	0	0	0	0	0	0	0	0	0	0	0	0	0	0	0
MG	38	56	74	74	19	22	12	6	17	13	16	29	17	14	16	9	15	15	14
MS	0	0	0	2	0	0	0	0	0	0	0	0	0	0	0	0	0	0	0
MT	0	0	0	0	0	0	0	0	0	0	0	0	0	0	0	0	0	0	0
PA	0	0	0	0	0	0	0	0	0	0	0	0	0	0	0	0	0	0	0
PB	0	0	0	0	0	0	0	0	0	0	0	0	0	0	0	0	0	0	0
PE	0	0	1	0	1	0	0	0	0	0	0	3	3	5	3	6	6	5	7
PI	0	0	0	0	0	0	0	0	0	0	0	0	0	0	0	0	0	0	0
PR	8	18	7	15	6	9	13	19	3	0	21	12	21	19	18	36	18	15	16
RJ	3	5	6	4	2	0	0	0	0	0	0	0	0	0	0	0	0	1	8
RN	0	0	0	0	0	0	0	0	0	2	0	0	0	0	0	0	0	0	0
RO	0	0	0	0	0	0	0	0	0	0	0	0	0	0	0	0	0	0	0
RR	0	0	0	0	0	0	0	0	0	0	0	0	0	0	0	0	0	0	0
RS	2	21	40	23	25	20	17	13	7	4	1	0	0	0	9	6	0	1	0
SC	0	0	0	0	3	1	0	4	7	6	9	6	13	5	9	4	10	22	15
SE	0	0	0	0	0	0	0	0	0	0	0	0	0	0	0	0	0	0	0
SP	53	61	75	83	52	69	74	85	84	56	74	56	55	47	37	47	38	44	66
TO	0	0	0	0	0	0	0	0	0	0	0	0	0	0	0	0	0	0	0
<b>Brasil</b>	<b>105</b>	<b>161</b>	<b>203</b>	<b>201</b>	<b>108</b>	<b>125</b>	<b>116</b>	<b>127</b>	<b>119</b>	<b>87</b>	<b>130</b>	<b>122</b>	<b>121</b>	<b>98</b>	<b>101</b>	<b>108</b>	<b>88</b>	<b>106</b>	<b>130</b>
<b>Centro Oeste</b>	1	0	0	2	0	0	0	0	0	0	0	6	2	3	2	0	0	0	0
<b>Norte</b>	0	0	0	0	0	0	0	0	0	0	0	0	0	0	0	0	0	0	0
<b>Nordeste</b>	0	0	1	0	1	0	0	0	1	8	9	13	13	10	10	6	7	8	11
<b>Sul</b>	10	39	47	38	34	30	30	36	17	10	31	18	34	24	36	46	28	38	31
<b>Sudeste</b>	94	122	155	161	73	95	86	91	101	69	90	85	72	61	53	56	53	60	88

Fontes dos Dados: CETs - Centrais Estaduais de Transplantes/ INCA/ TabWin

Dados sujeitos a alterações com base no envio ou correção futura de dados.

# Transplantes Realizados | evolução 2001 a 2019 -

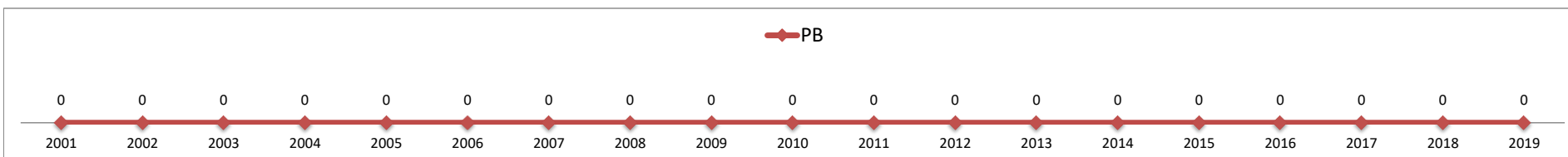
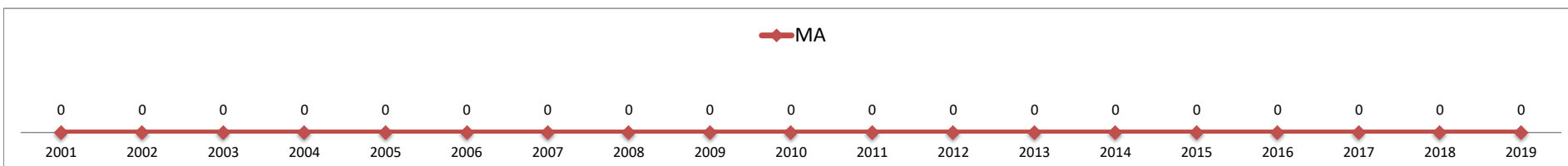
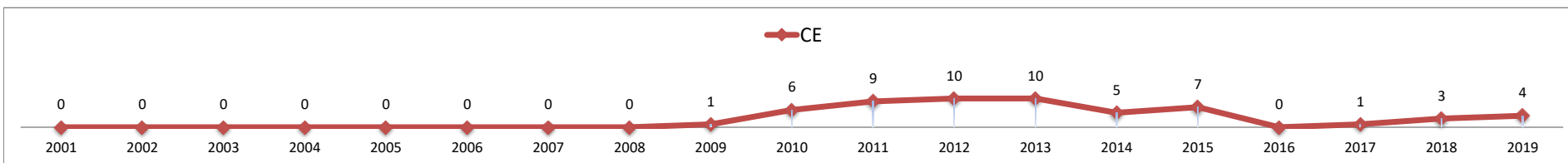
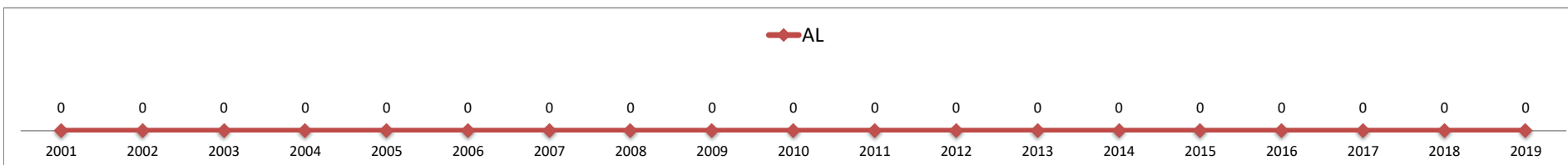
# Pâncreas Rim



Fontes dos Dados: CETs - Centrais Estaduais de Transplantes/ INCA/ TabWin  
Dados sujeitos a alterações com base no envio ou correção futura de dados.

Transplantes Realizados | evolução 2001 a 2019 -

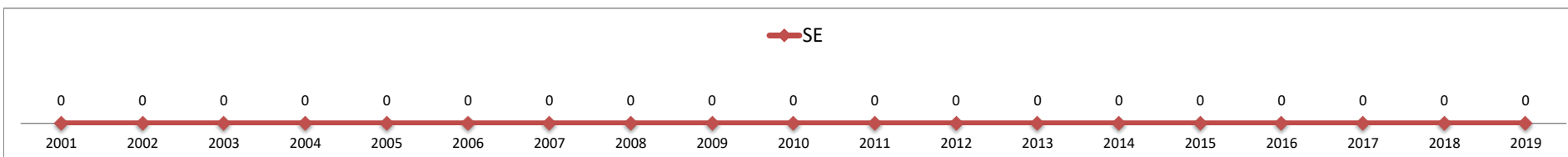
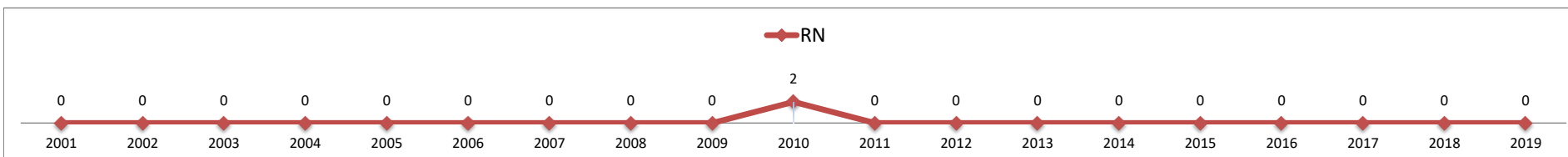
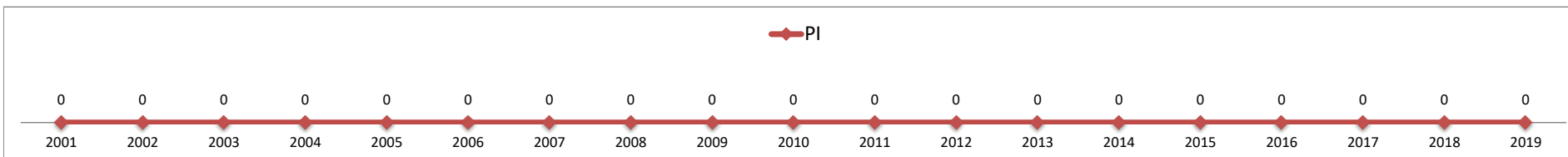
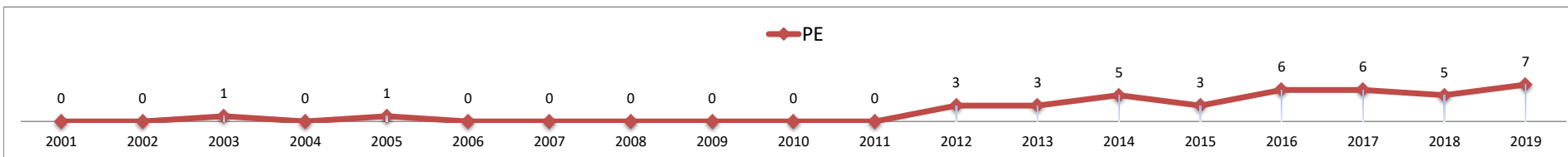
Pâncreas Rim



Fontes dos Dados: CETs - Centrais Estaduais de Transplantes/ INCA/ TabWin  
 Dados sujeitos a alterações com base no envio ou correção futura de dados.

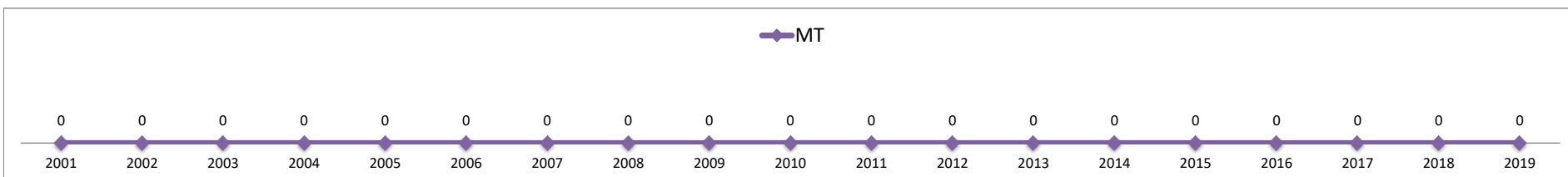
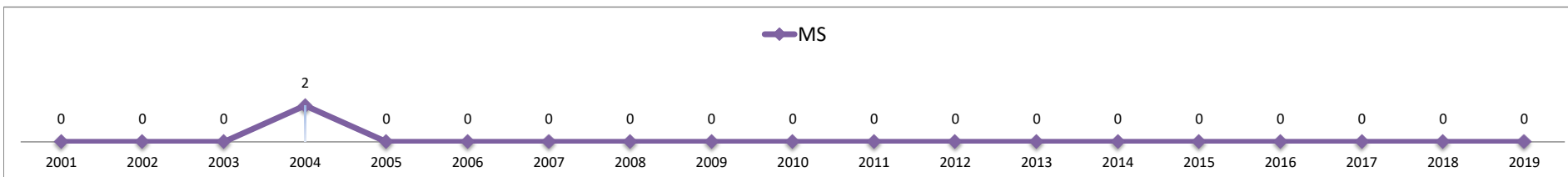
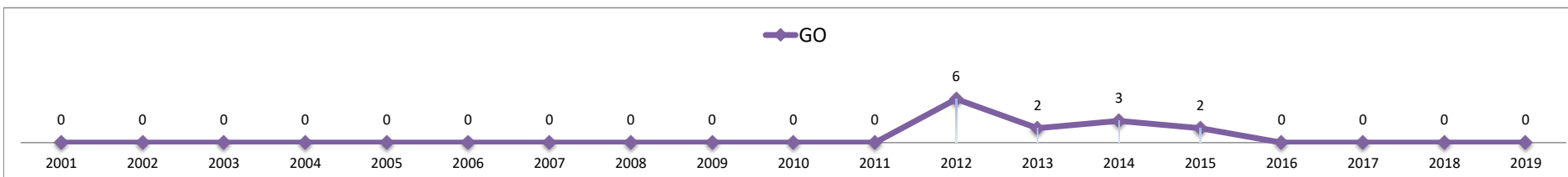
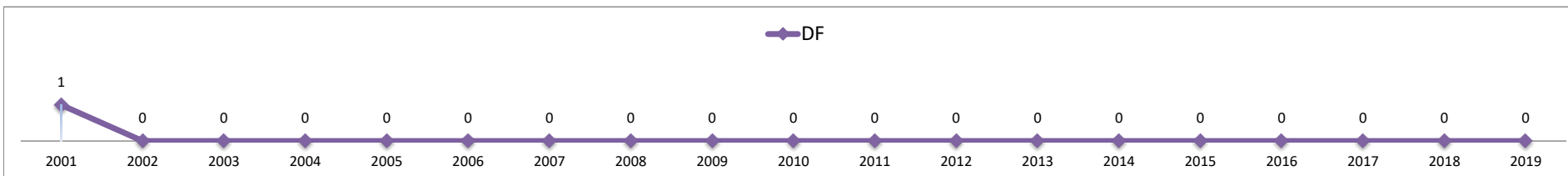
Transplantes Realizados | evolução 2001 a 2019 -

Pâncreas Rim



Transplantes Realizados | evolução 2001 a 2019 -

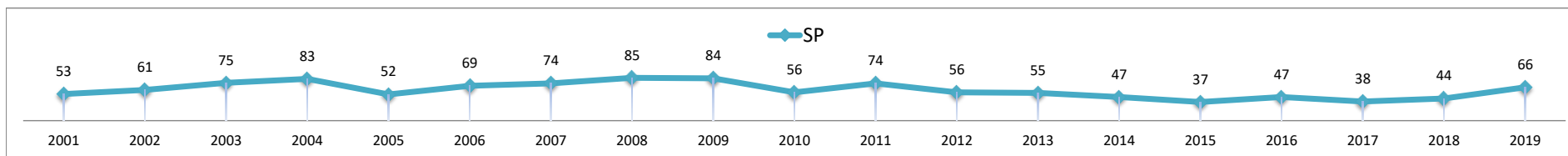
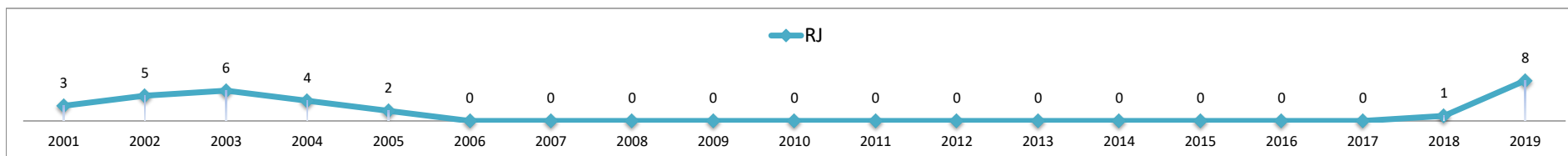
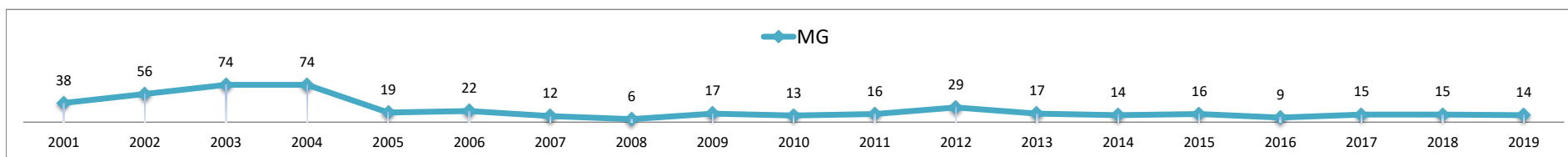
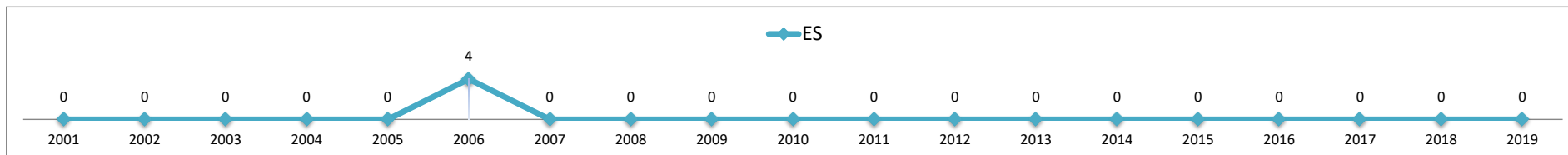
Pâncreas Rim



Fontes dos Dados: CETs - Centrais Estaduais de Transplantes/ INCA/ TabWin  
 Dados sujeitos a alterações com base no envio ou correção futura de dados.

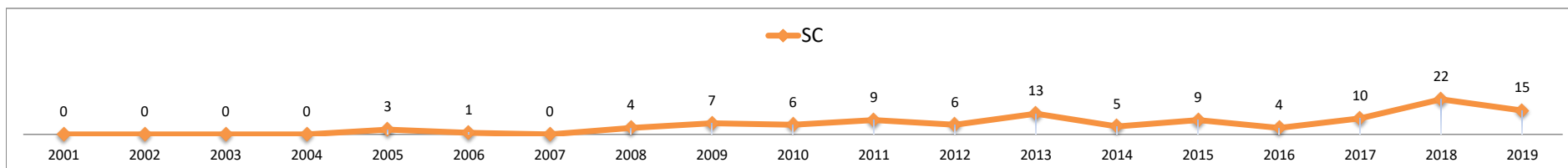
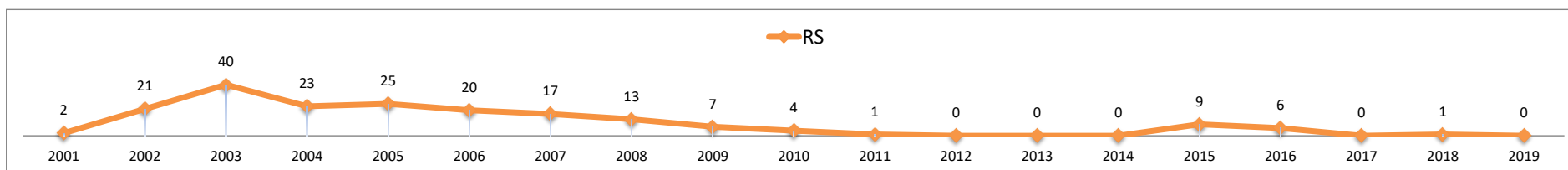
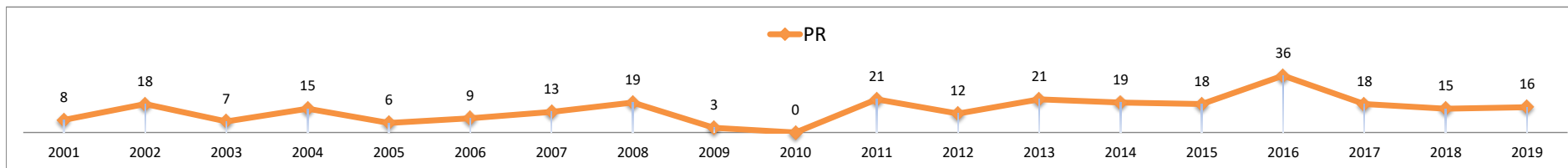
Transplantes Realizados | evolução 2001 a 2019 -

Pâncreas Rim



Transplantes Realizados | evolução 2001 a 2019 -

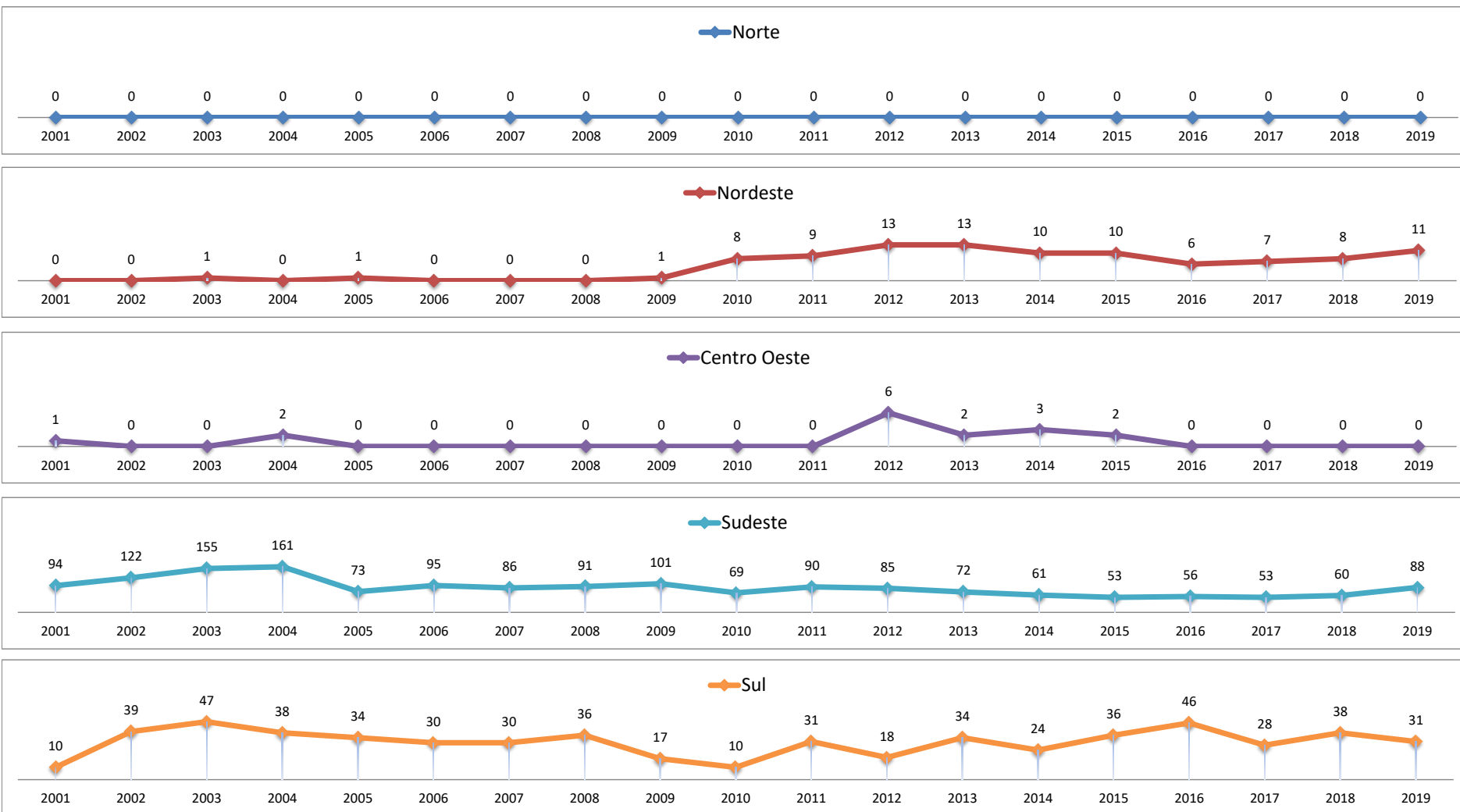
Pâncreas Rim



Fontes dos Dados: CETs - Centrais Estaduais de Transplantes/ INCA/ TabWin  
 Dados sujeitos a alterações com base no envio ou correção futura de dados.

Transplantes Realizados | evolução 2001 a 2019 -

Pâncreas Rim

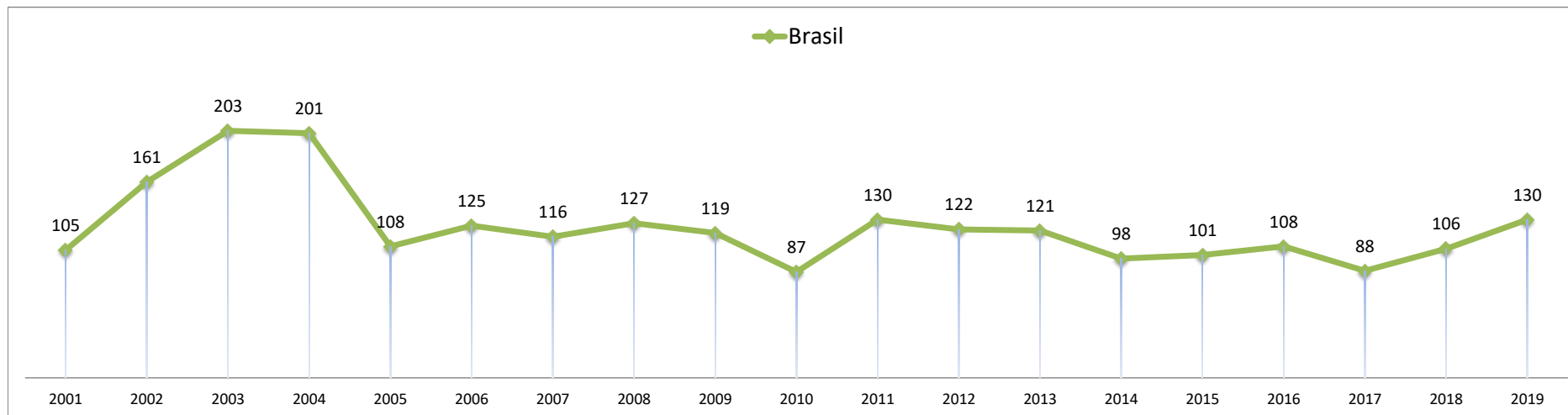


Fontes dos Dados: CETs - Centrais Estaduais de Transplantes/ INCA/ TabWin  
 Dados sujeitos a alterações com base no envio ou correção futura de dados.



Transplantes Realizados | evolução 2001 a 2019 -

Pâncreas Rim



Fontes dos Dados: CETs - Centrais Estaduais de Transplantes/ INCA/ TabWin  
Dados sujeitos a alterações com base no envio ou correção futura de dados.