

Transplantes Realizados | evolução 2001 a 2019 -

Pâncreas

UF	2001	2002	2003	2004	2005	2006	2007	2008	2009	2010	2011	2012	2013	2014	2015	2016	2017	2018	2019
AC	0	0	0	0	0	0	0	0	0	0	0	0	0	0	0	0	0	0	0
AL	0	0	0	0	0	0	0	0	0	0	0	0	0	0	0	0	0	0	0
AM	0	0	0	0	0	0	0	0	0	0	0	0	0	0	0	0	0	0	0
AP	0	0	0	0	0	0	0	0	0	0	0	0	0	0	0	0	0	0	0
BA	0	0	0	2	0	0	0	0	0	0	0	0	0	0	0	0	0	0	0
CE	0	0	0	0	0	0	0	0	0	0	0	1	0	0	0	0	0	1	1
DF	0	0	0	0	0	0	0	0	0	0	0	0	0	0	0	0	0	0	0
ES	0	0	0	0	0	0	0	0	0	0	0	0	0	0	0	0	0	0	0
GO	0	0	0	0	0	0	0	1	0	0	0	1	0	0	0	0	0	0	0
MA	0	0	0	0	0	0	0	0	0	0	0	0	0	0	0	0	0	0	0
MG	7	17	26	13	9	17	2	0	0	0	0	1	1	1	0	2	1	2	9
MS	0	0	0	0	0	0	0	0	0	0	0	0	0	0	0	0	0	0	0
MT	0	0	0	0	0	0	0	0	0	0	0	0	0	0	0	0	0	0	0
PA	0	0	0	0	0	0	0	0	0	0	0	0	0	0	0	0	0	0	0
PB	0	0	0	0	0	0	0	0	0	0	0	0	0	0	0	0	0	0	0
PE	0	0	0	0	2	0	2	0	0	0	0	0	0	0	0	0	0	0	0
PI	0	0	0	0	0	0	0	0	0	0	0	0	0	0	0	0	0	0	0
PR	0	1	1	7	1	1	1	1	0	1	4	6	2	2	3	8	4	1	2
RJ	0	0	0	0	0	0	17	0	0	0	0	0	0	0	0	0	0	0	0
RN	0	0	0	0	3	0	0	0	0	0	0	0	0	0	0	0	0	0	0
RO	0	0	0	0	0	0	0	0	0	0	0	0	0	0	0	0	0	0	0
RR	0	0	0	0	0	0	0	0	0	0	0	0	0	0	0	0	0	0	0
RS	0	6	2	8	12	2	4	4	0	0	0	0	0	0	0	0	1	0	0
SC	0	0	0	0	0	0	0	0	0	0	0	0	0	2	0	0	2	0	0
SE	0	0	0	0	0	0	0	0	0	0	0	0	0	0	0	0	0	0	0
SP	26	33	24	64	85	68	52	37	39	43	50	20	39	37	17	16	16	40	35
TO	0	0	0	0	0	0	0	0	0	0	0	0	0	0	0	0	0	0	0
Brasil	33	57	53	94	112	88	78	43	39	44	54	29	42	42	20	26	24	44	47
Centro Oeste	0	0	0	0	0	0	0	1	0	0	0	1	0	0	0	0	0	0	0
Norte	0	0	0	0	0	0	0	0	0	0	0	0	0	0	0	0	0	0	0
Nordeste	0	0	0	2	5	0	2	0	0	0	0	1	0	0	0	0	0	1	1
Sul	0	7	3	15	13	3	5	5	0	1	4	6	2	4	3	8	7	1	2
Sudeste	33	50	50	77	94	85	71	37	39	43	50	21	40	38	17	18	17	42	44

Fontes dos Dados: CETs - Centrais Estaduais de Transplantes/ INCA/ TabWin

Dados sujeitos a alterações com base no envio ou correção futura de dados.

Transplantes Realizados | evolução 2001 a 2019 -

Pâncreas

AC



AM



PA



RO



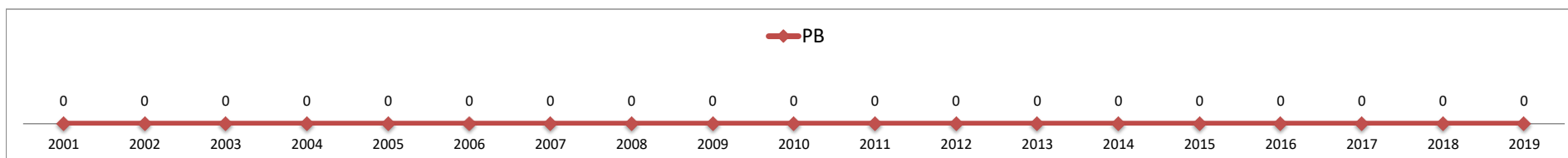
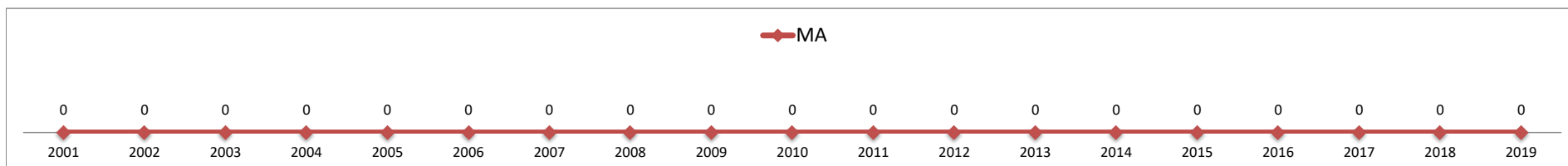
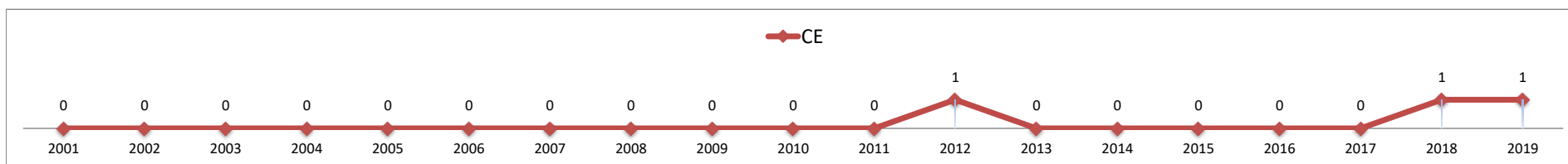
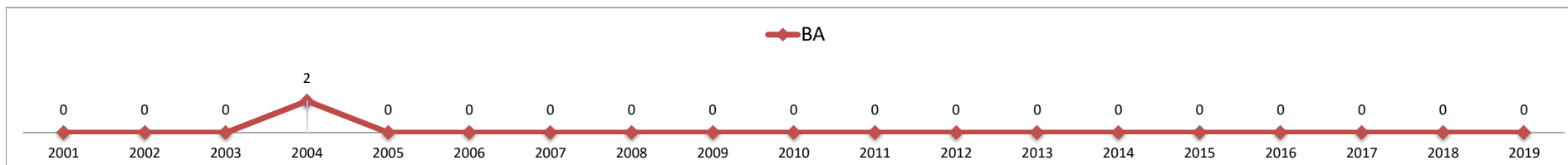
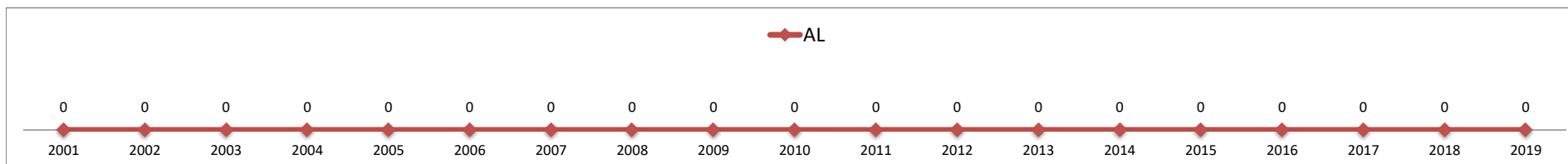
TO



Fontes dos Dados: CETs - Centrais Estaduais de Transplantes/ INCA/ TabWin
Dados sujeitos a alterações com base no envio ou correção futura de dados.

Transplantes Realizados | evolução 2001 a 2019 -

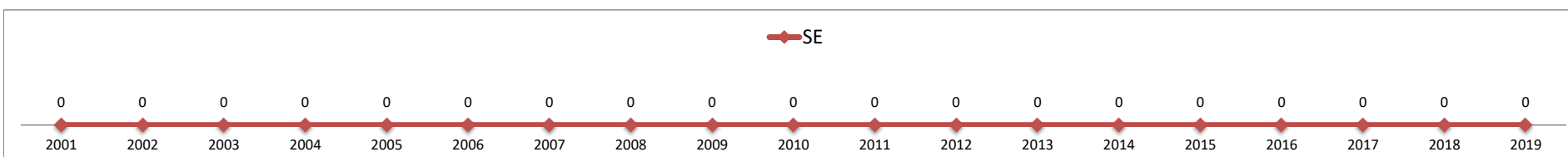
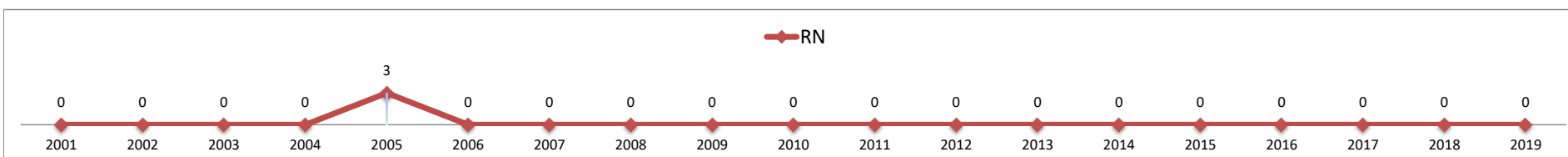
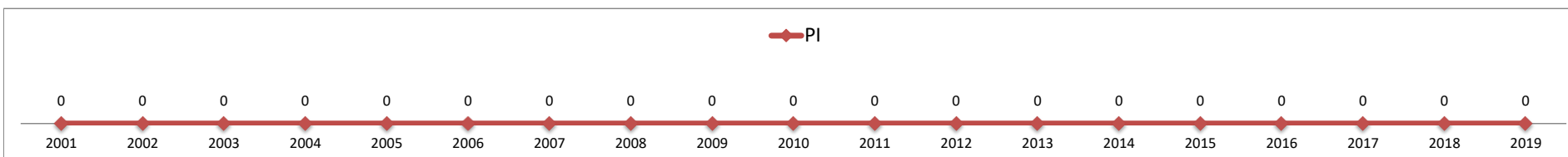
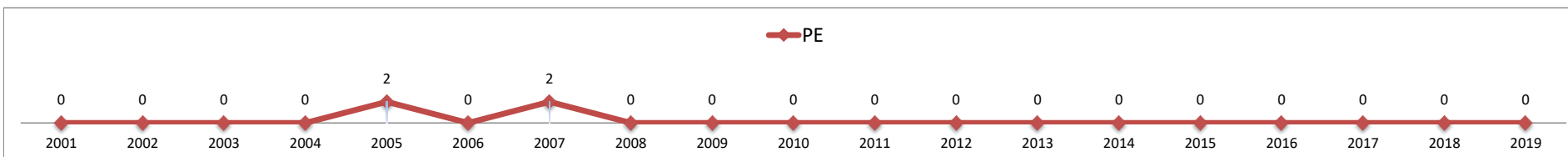
Pâncreas



Fontes dos Dados: CETs - Centrais Estaduais de Transplantes/ INCA/ TabWin
 Dados sujeitos a alterações com base no envio ou correção futura de dados.

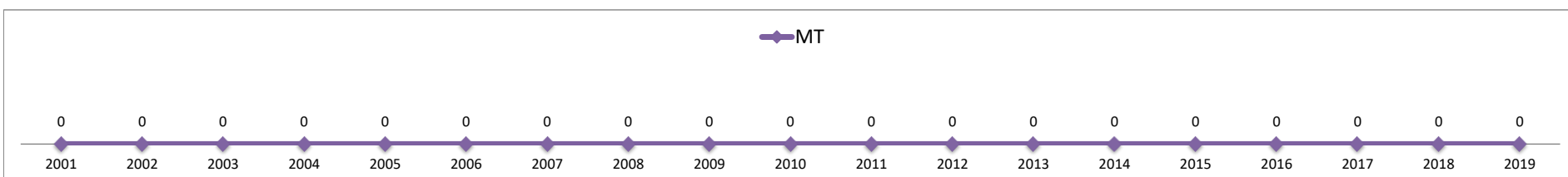
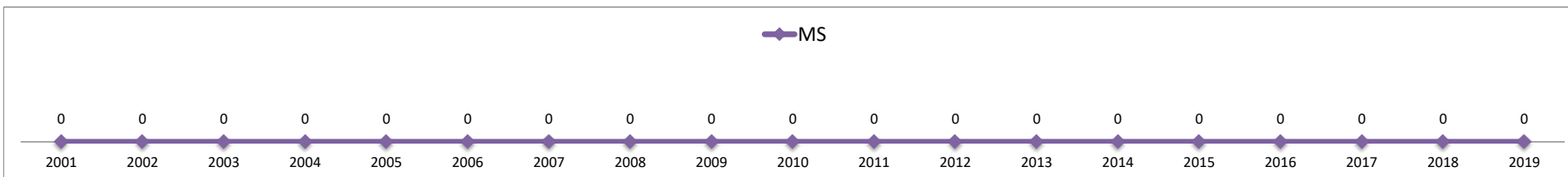
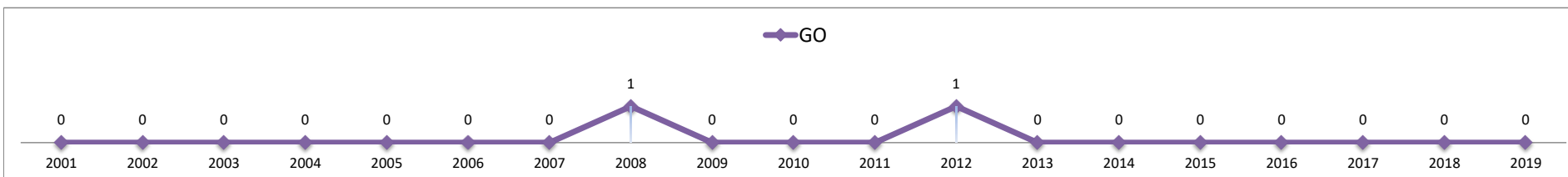
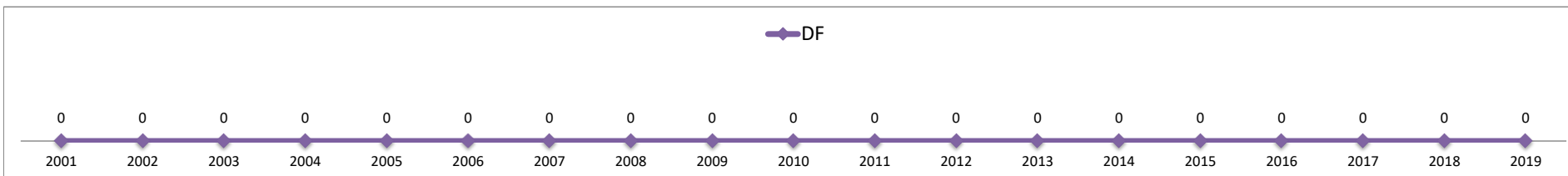
Transplantes Realizados | evolução 2001 a 2019 -

Pâncreas



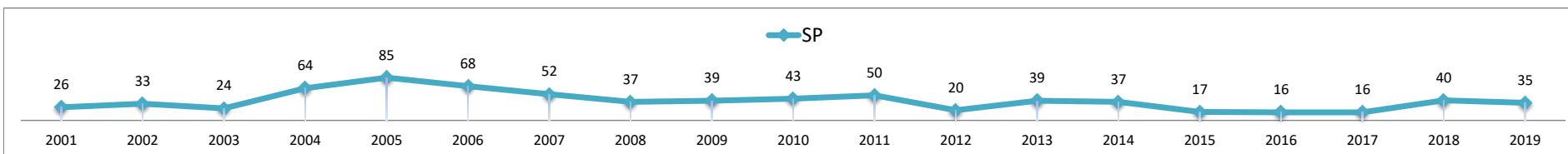
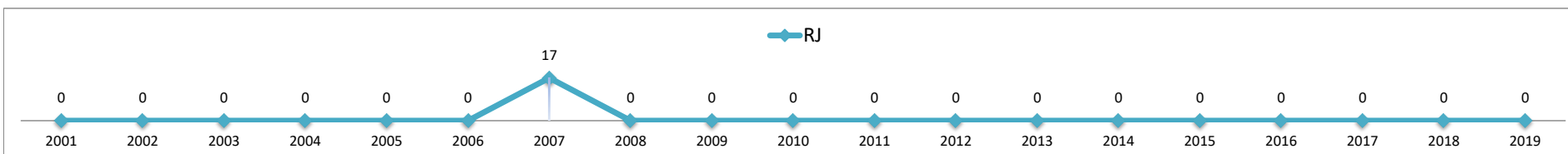
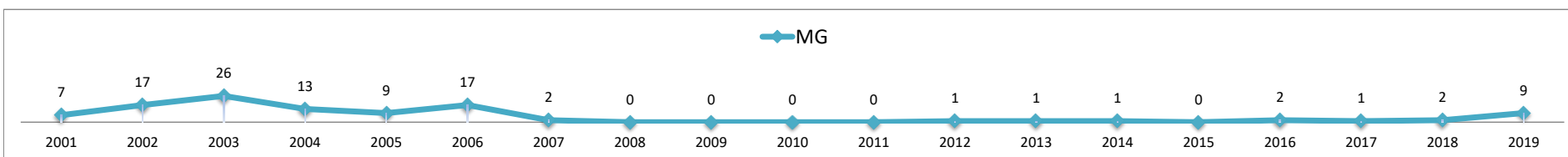
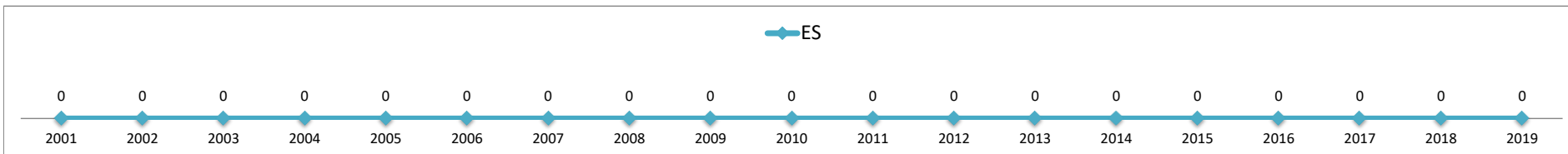
Transplantes Realizados | evolução 2001 a 2019 -

Pâncreas



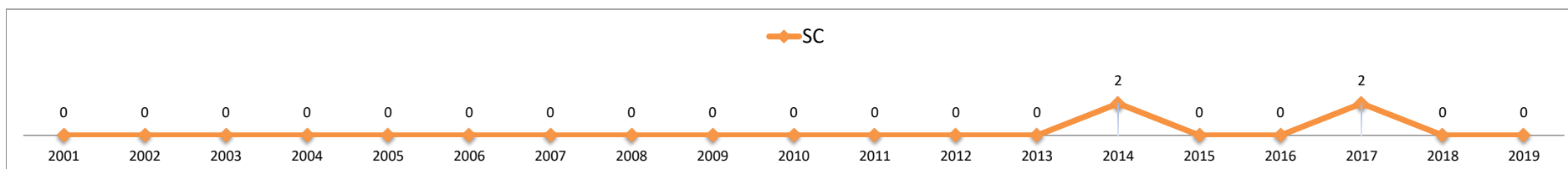
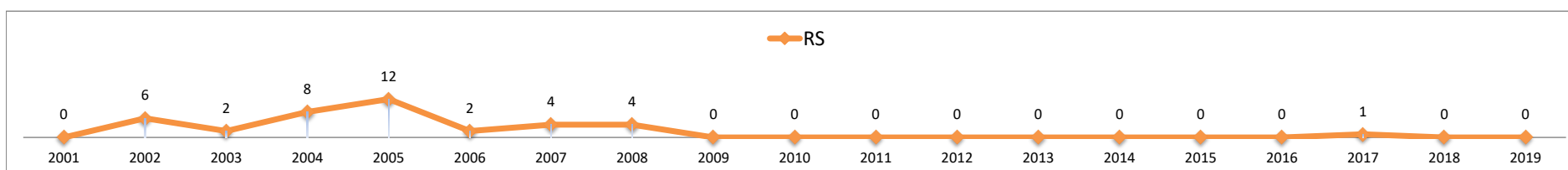
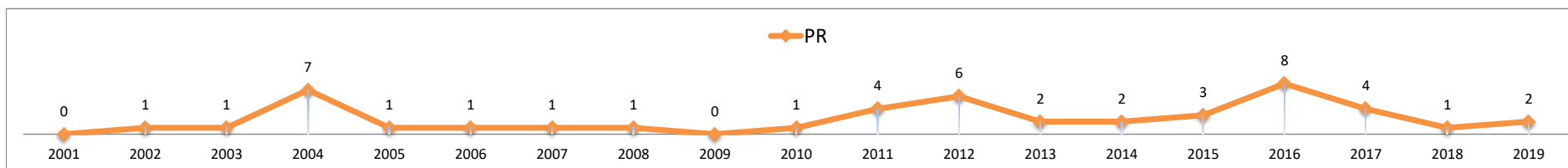
Transplantes Realizados | evolução 2001 a 2019 -

Pâncreas



Transplantes Realizados | evolução 2001 a 2019 -

Pâncreas



Fontes dos Dados: CETs - Centrais Estaduais de Transplantes/ INCA/ TabWin
 Dados sujeitos a alterações com base no envio ou correção futura de dados.

Transplantes Realizados | evolução 2001 a 2019 -

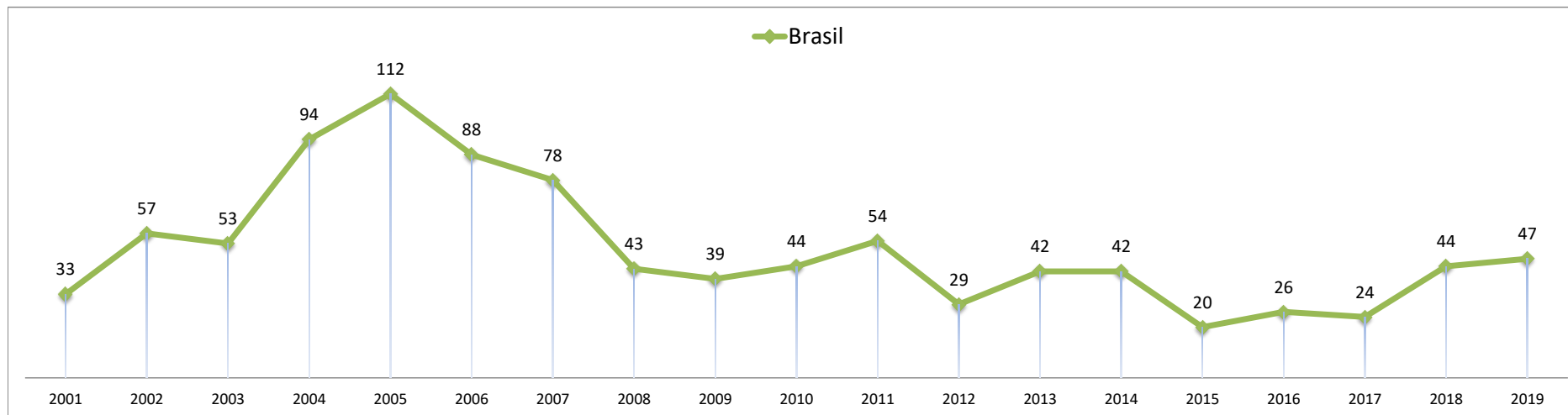
Pâncreas



Fontes dos Dados: CETs - Centrais Estaduais de Transplantes/ INCA/ TabWin
 Dados sujeitos a alterações com base no envio ou correção futura de dados.

Transplantes Realizados | evolução 2001 a 2019 -

Pâncreas



Fontes dos Dados: CETs - Centrais Estaduais de Transplantes/ INCA/ TabWin
Dados sujeitos a alterações com base no envio ou correção futura de dados.